

How to Obtain Fraternal Licenses

Below is the documentation for the fraternal states that Thrivent Independent agents can follow.

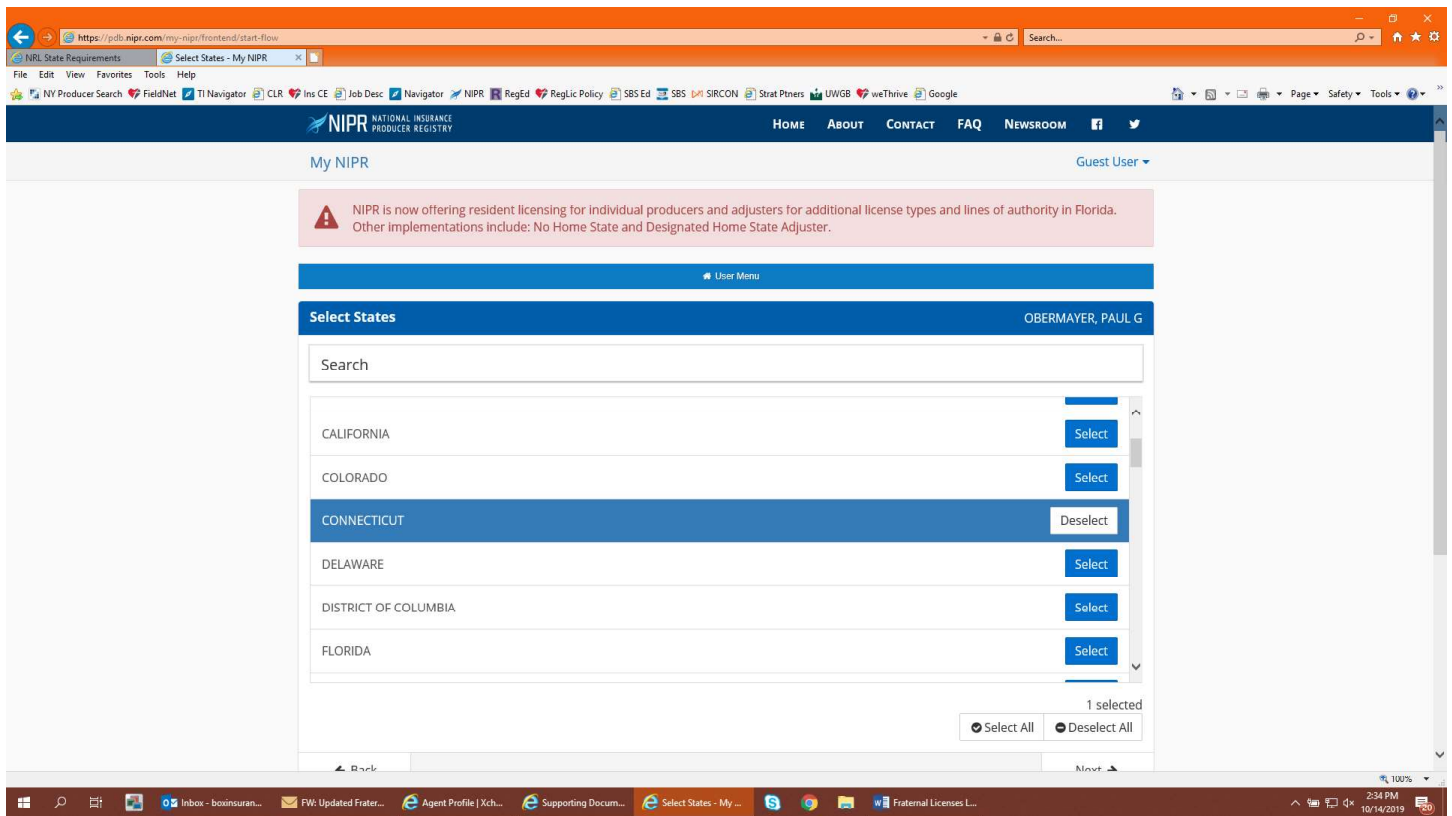
Connecticut (CT)

Connecticut has gone paperless and will no longer accept paper applications.

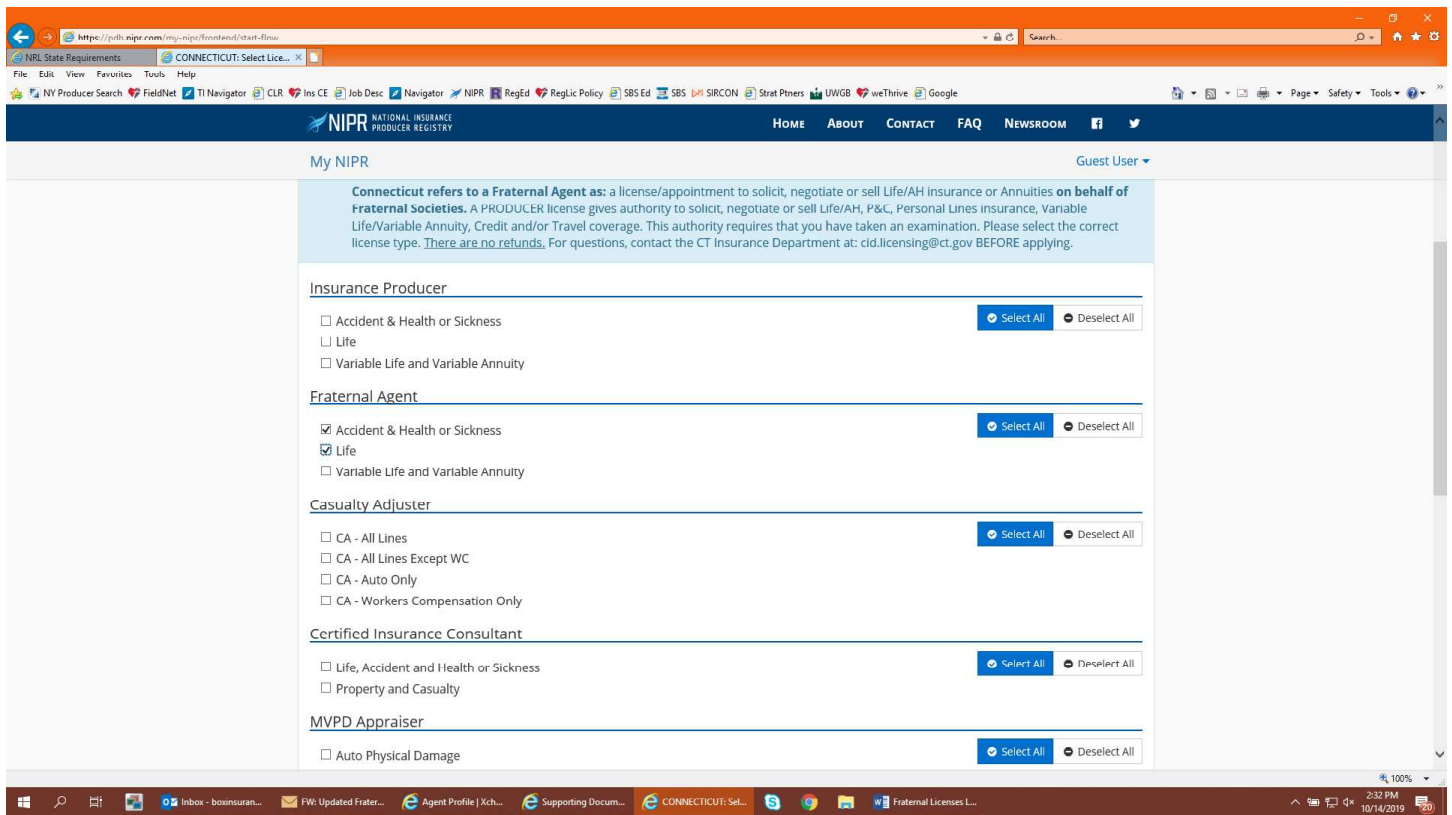
CT fraternal applications can be completed via [NIPR](#).

Click on **Apply Here**, then click on **Start** to begin the application process for CT.

The screenshot shows the NIPR website interface. At the top, there's a navigation bar with links like HOME, ABOUT, CONTACT, FAQ, and NEWSROOM. Below this, a 'My NIPR' section displays a 'Guest User' dropdown. A prominent pink banner contains an announcement: 'NIPR is now offering resident licensing for individual producers and adjusters for additional license types and lines of authority in Florida. Other implementations include: No Home State and Designated Home State Adjuster.' Below the banner is a 'User Menu' for 'OBERMAYER, PAUL G'. The main content area is titled 'Select Product' and contains three sections: 'Product Type' with options for 'Producer Licensing' (selected), 'Adjuster Licensing', and 'Contact Change Request'; 'Application Type' with options for 'Initial' (selected), 'Renewal', and 'Add Line Of Authority'; and 'Residency Type' with options for 'Resident', 'Non-Resident' (selected), and 'Non-Resident (No Home State)'. At the bottom of the form are 'Back' and 'Next' buttons. The footer of the website includes sections for 'ABOUT NIPR', 'SUPPORT', 'PRODUCTS', and 'LICENSING'. The browser's taskbar at the bottom shows several open applications, including 'Inbox - boissuran...', 'FW: Updated Frater...', 'Agent Profile | Xch...', 'Supporting Docum...', 'Select Product - M...', and 'Fraternal Licenses L...'. The system clock indicates 2:32 PM on 10/14/2019.



Under **Fraternal Agent**, select Accident & Health or Sickness and Life



Click on **Next** and continue with the application process.

Send email to boxinsuranclic@thrivent.com when application has been submitted. Sometimes Connecticut does not process the application without confirmation from Thrivent Financial.

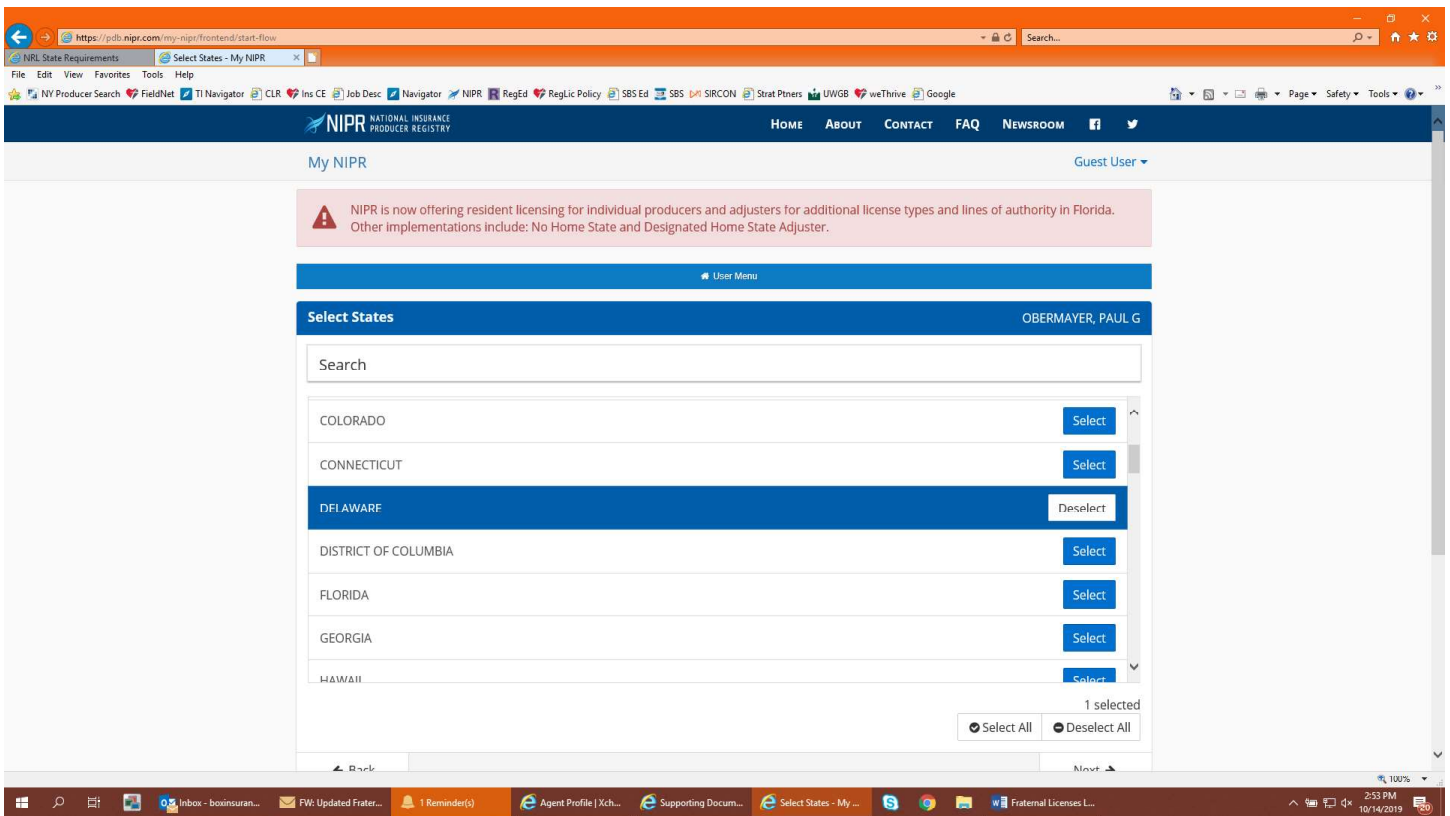
When you receive notification that your CT fraternal license has been issued, please notify RFO 714.

Delaware (DE)

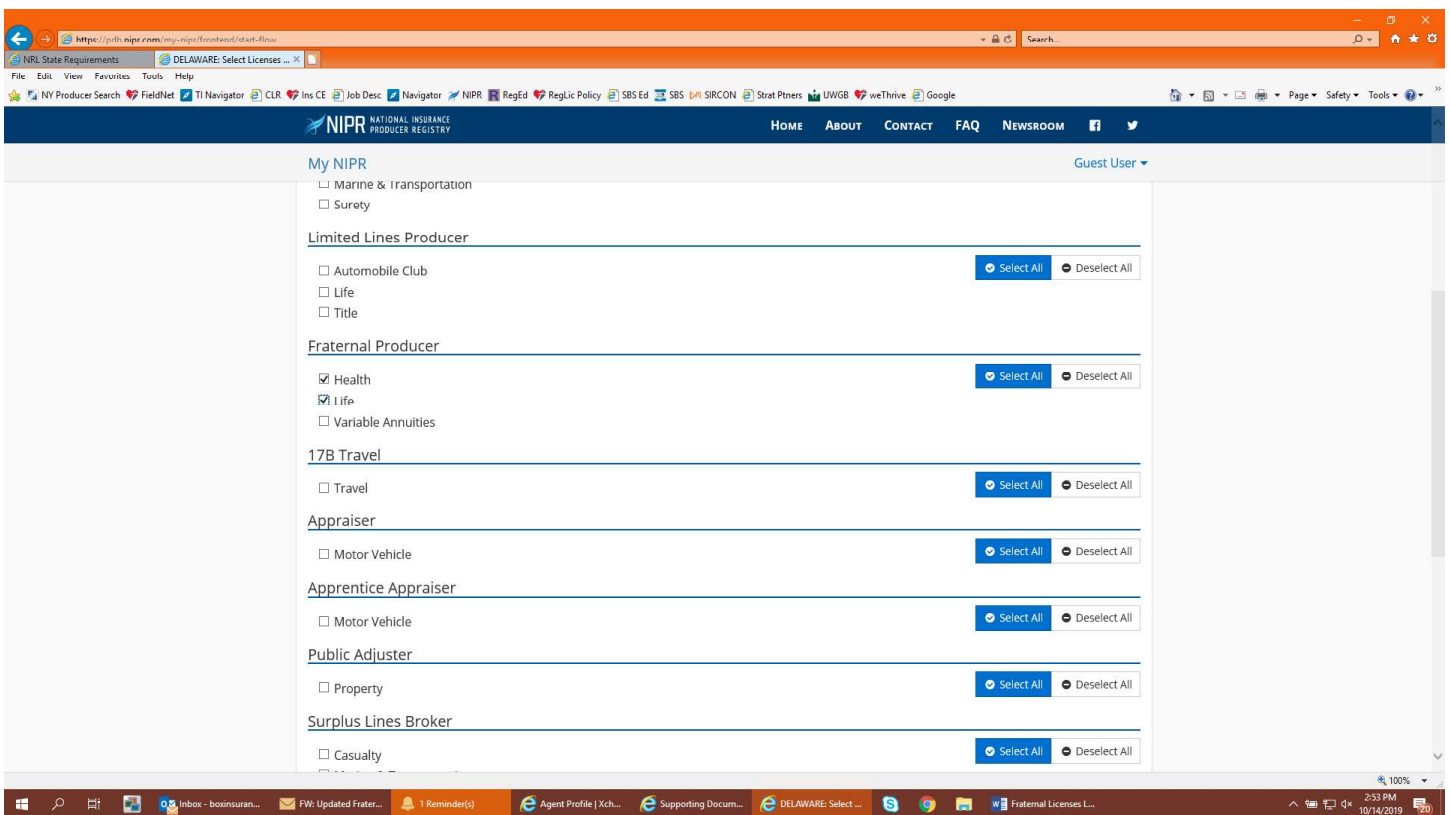
Delaware fraternal application can be completed via [NIPR](#) .

Click on **Apply Here**, then click on **Start** to begin the application process for DE.

The screenshot shows the NIPR website interface. At the top, there's a navigation bar with links: HOME, ABOUT, CONTACT, FAQ, NEWSROOM. Below this is a 'My NIPR' section with a 'Guest User' dropdown. A red alert banner states: 'NIPR is now offering resident licensing for individual producers and adjusters for additional license types and lines of authority in Florida. Other implementations include: No Home State and Designated Home State Adjuster.' Below the banner is a 'User Menu' button. The main content area is titled 'Select Product' and shows the user 'OBERMAYER, PAUL G'. The form has three sections: 'Product Type' with options 'Producer Licensing' (selected), 'Adjuster Licensing', and 'Contact Change Request (Change Address, Phone, or Email)'; 'Application Type' with options 'Initial' (selected), 'Renewal', and 'Add Line Of Authority'; and 'Residency Type' with options 'Resident', 'Non-Resident' (selected), and 'Non-Resident (No Home State)'. At the bottom of the form are 'Back' and 'Next' buttons. The footer contains four columns: 'ABOUT NIPR' (About NIPR, Annual Report, NIPR Jobs), 'SUPPORT' (Help, Contact Us, Sitemap), 'PRODUCTS' (Producer Database (PDB), NIPR Gateway, Attachments Warehouse), and 'LICENSING' (Resident Licensing, Resident Licensing Renewals, Non-Resident Licensing). The Windows taskbar at the bottom shows several open applications and the system clock at 2:12 PM on 10/14/2019.



Under **Fraternal Producer**, select Health and Life



Click on **Next** and continue with the application process.

When you receive notification that your DE fraternal license has been issued, please notify RFO 714.

Massachusetts (MA)

Massachusetts fraternal application must be done via paper.

Complete the attached Massachusetts fraternal application.



MA Fraternal Application form.pdf

Print the application.

Page 1, fill out name and address of fraternal agent. Under the lines of authority, select Life and Accident & Health, or whatever is applicable.

The application will need to be signed by an officer in Contracting, Licensing and Registration at Thrivent Financial.

Fill out the personal information on the remainder of the application.

Page 5, fraternal agent's signature and date are required.

Note: During the time the Appleton Thrivent Financial office building is closed due to the COVID-19 pandemic, please mail the following to the address listed below. A Thrivent officer will be in contact with the state for approval. Once the Appleton Thrivent Financial office building is reopened, we will send an update.

The Massachusetts Division of Insurance
Attn: Fraternal Agent Licensing
1000 Washington St., Ste 810
Boston MA 02118-6200

- Fraternal application.
- Check for \$6.00 made payable to: **Commonwealth of Massachusetts.**
- A note stating the company you work for along with an email address to send a notification when your license has been issued.

~~Mail the following to the address listed below:~~

- ~~• Fraternal application~~
- ~~• Check for \$6.00 payable to: **Commonwealth of Massachusetts**~~
- ~~• A note stating the company you work for along with an email address to send a notification when your license has been issued~~

~~Thrivent Financial
Attn: Insurance Licensing A304
4321 N Ballard Rd
Appleton, WI 54919-0001~~

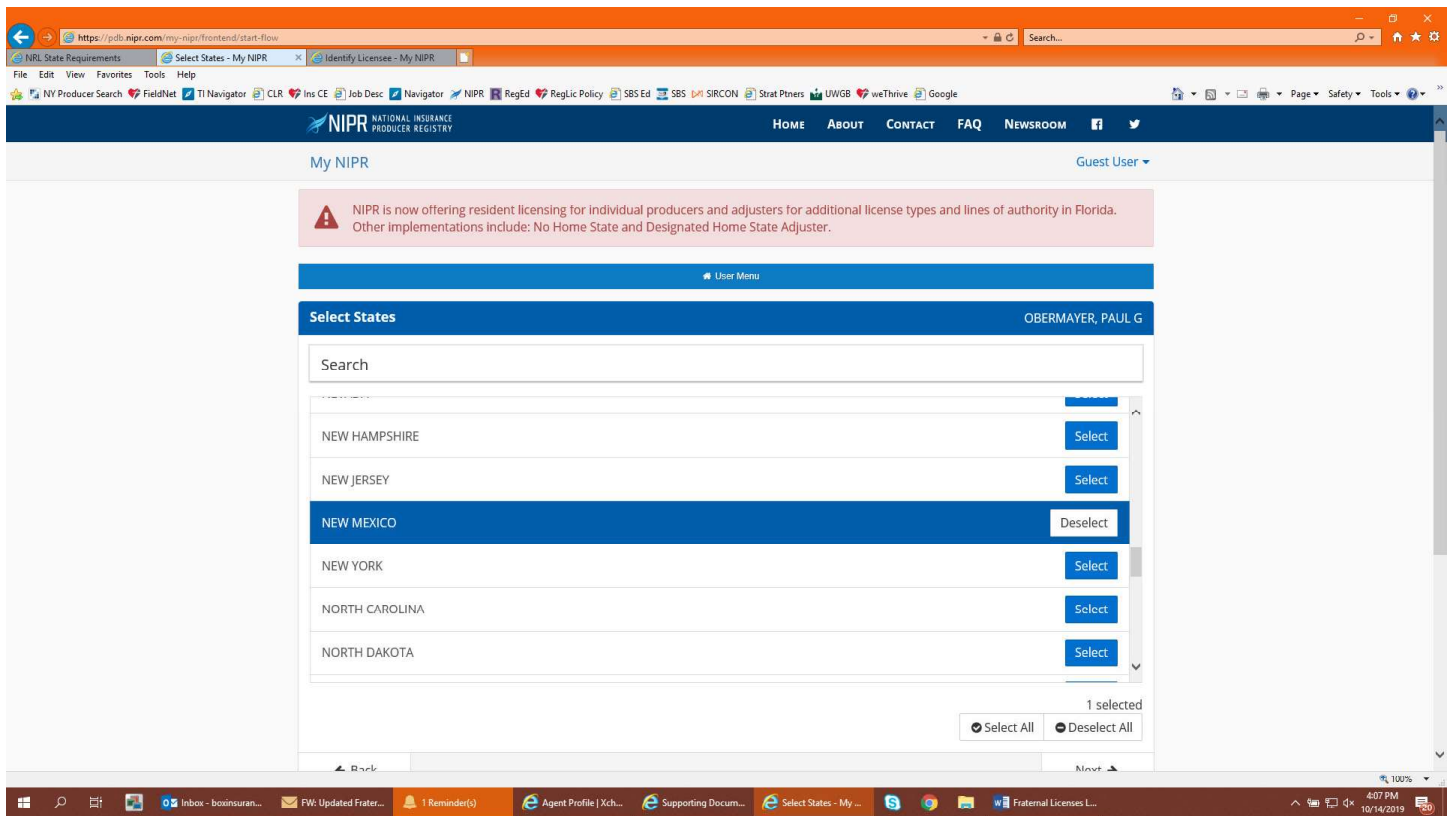
You will receive an email confirmation from boxinsurancelic@thrivent.com when your license is issued.

New Mexico (NM)

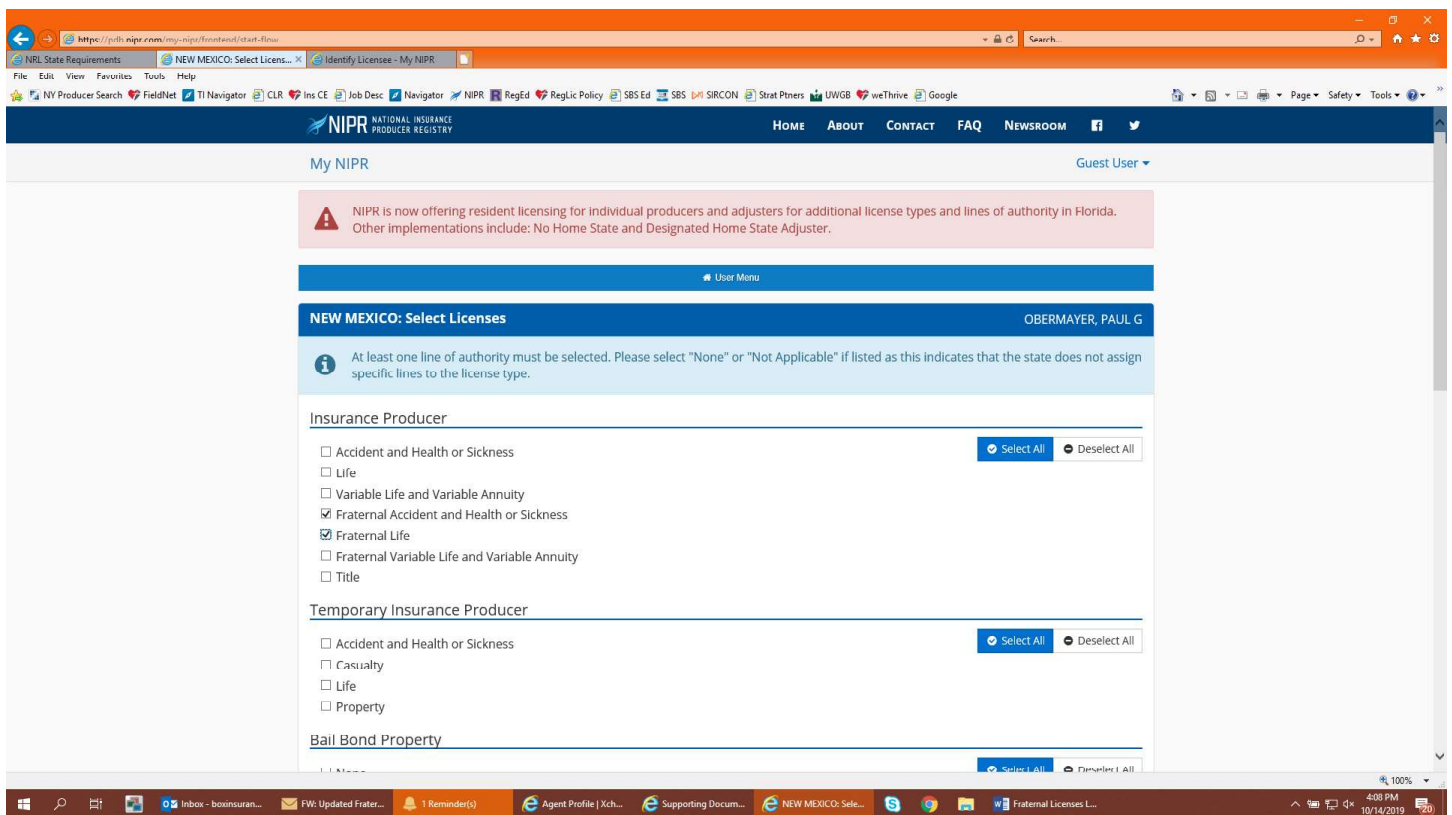
New Mexico fraternal application can be completed via [NIPR](#).

Click on **Apply Here**, then click on **Start** to begin the application process for NM.

The screenshot shows the NIPR website interface. At the top, there's a navigation bar with links: HOME, ABOUT, CONTACT, FAQ, NEWSROOM. Below this is a 'My NIPR' section with a 'Guest User' dropdown. A pink banner message states: 'NIPR is now offering resident licensing for individual producers and adjusters for additional license types and lines of authority in Florida. Other implementations include: No Home State and Designated Home State Adjuster.' The main content area is titled 'Select Product' and shows the user 'OBERMAYER, PAUL G'. The form has three sections: 'Product Type' with options 'Producer Licensing' (selected), 'Adjuster Licensing', and 'Contact Change Request (Change Address, Phone, or Email)'; 'Application Type' with options 'Initial' (selected), 'Renewal', and 'Add Line Of Authority'; and 'Residency Type' with options 'Resident', 'Non-Resident' (selected), and 'Non-Resident (No Home State)'. At the bottom of the form are 'Back' and 'Next' buttons. The footer contains four columns of links: 'ABOUT NIPR' (About NIPR, Annual Report, NIPR Jobs), 'SUPPORT' (Help, Contact Us, Site Map), 'PRODUCTS' (Producer Database (PDB), NIPR Gateway, Attachments Warehouse), and 'LICENSING' (Resident Licensing, Resident Licensing Renewals, Non-Resident Licensing). The Windows taskbar at the bottom shows several open applications and the system clock at 2:32 PM on 10/14/2019.



Under **Insurance Producer**, select Fraternal Accident and Health or Sickness and Fraternal Life.



Click on **Next** and continue with the application process.

When you receive notification that your NM fraternal license has been issued, please notify RFO 714.